

COORG INSTITUTE OF DENTAL SCIENCES, VIRAJPET

EXAM PROCESS AND REFORMS

There have been several modifications and reforms introduced into the assessment process by both the university and the institution.

Examination process:

The institution has ensured that all the internal examination follow the university examination norms, thus the institution provides colour coded answer scripts designed in the university format to help students get accustomed to the university examinations. The question paper patterns and evaluation is also performed along the lines of the university with the method of university papers being verified for mistakes or beyond syllabus questions being eliminated also being followed. The students appearing in the examinations for the first time (1 BDS and 1 MDS students from other universities) are trained in the process of completion of details and answering the RGUHS format.

Process of IT Integration:

The Rajiv Gandhi University of health sciences has been at the forefront of technology integration and the institution has also kept pace. The institution being an examination and valuation center has invested in systems and infrastructure necessary for these examinations. Examination papers are uploaded by the university which are then downloaded and distributed to the students, the answered scripts and then scanned by the institution and uploaded onto the university digital valuation servers within 2 hours after completion of each paper. This entire process is under direct scrutiny of the university by means of 1 PTZ and 12 online cameras which are used by the university to ensure that no deviation occur.

All valuations (theory and clinical marks entry) are done in the digital valuation center of the institution through the university valuation portal ensuring a fast result.



PRINCIPAL
Coorg Institute of Dental Sciences
VIRAJPET, PIN - 571 218

Continuous internal assessment:

The institution conducts the mandated internal assessments (3) for the undergraduate students and also conducts mock examinations for the post graduate students. The students are also assessed by posting end tests, MCQs and assignments provided at regular intervals. For the Post-Graduates there are weekly/monthly tests conducted by individual departments and at the Institutional level mock exams (both theory and clinicals) are carried out every year at least three months before the scheduled beginning of their examinations

Competency based assessment & workplace assessment:

The students of the institution are assessed for their clinical skills and performance across various domains by a competency scale based on their technical and interpersonal skills. The assessment format which contains various parameters also traces the development of the student in terms of their acquiring the necessary skillsets to be a good professional. This is more so for the Post- graduates who undergo a stringent assessment of their seminars, journals clubs, case presentations on which there is an instant feedback provided. The students are also assessed across various parameters such as etiquette, communication, respect for confidentiality etc, during their clinical postings forming the workplace-based assessment scheme of the institution, this is a transparent process and also includes a self-assessment component.

OSCE/OSPE:

The Institution mandates that at least one of the three internal assessments be in and OSCE/OSPE format to ensure equitable complexity for students being assessed.



PRINCIPAL
Coorg Institute of Dental Sciences
VIRAJPET, PIN - 571 218

VII. Schedule of Examinations

The University shall conduct two examinations annually at an interval of not less than four to six months as notified by the University from time to time.

A candidate who satisfies the requirement of attendance, progress, and conduct as stipulated by the university shall be eligible to appear in the University examination. Certificate to the above effect should be produced from the Head of the Institution along with the application for examination and the prescribed fee.

VIII. Scheme of Examination

The scheme of examination of B.D.S. course shall be divided into 4 professional examinations, viz., I.B.D.S. Examination at the end of first academic year, II B.D.S. at the end of second academic year, III B.D.S. at the end of third academic year and Final year B.D.S. examination at the end of fourth academic year.

VIII. i. Internal Assessment

The internal assessment need not be limited to written tests. It should relate to other items such as maintenance of records, participation in seminars and group discussions, clinical case study, proficiency in carrying out practical or clinical skill or participation in projects and assignments (even) during vacation. These be evaluated objectively and recorded. The weightage given to internal assessment is 10% out of total marks assigned for a subject separately for theory and practical/clinical examinations.

A minimum of three internal assessments to be held in an academic year and the average of these tests shall be sent to the university.

VIII. ii. University Examination:

There shall be two examinations annually conducted at an interval of not less than four to six months. The written examination in each subject shall consist of one paper of three hours duration and shall have maximum of 70 marks.

X. Type of questions and distribution of marks:

Each question paper shall be of 3 hours duration, carrying maximum marks of 70. There shall be three types of questions with distribution of marks as shown in Table VII:

Table - VII

Type of Questions	No. of Questions	Marks of Questions	Total Marks
Long Essay Type	2	10	20
Short Essay Type	8	5	40
Short Answer Type	5	2	10
GRAND TOTAL			70

Note: In case of Physiology & Biochemistry and Pathology & Microbiology
The distribution of marks and types of questions will be as follows:

1. In the subject of General Human Physiology and Biochemistry, Section 'A' (Gen. Physiology) shall contain one Long essay type question carrying 10 marks and second question containing three short Essay type questions carrying five marks each, third question containing five Short Answer questions carrying two marks each. Section 'B' (Biochemistry) shall contain one Long essay type question of 10 marks and second question containing three short Essay type questions of five marks each, third question containing five Short Answer type questions carrying two marks each. As shown in Table-VIII.
2. In the subject of Gen. Pathology, Section 'A' (Gen. Pathology) shall contain one Long essay type question carrying 10 marks and second question shall contain three Short Essay type question carrying five marks each, third question containing five Short Answer questions of two marks each. Section 'B' (Microbiology) shall contain one Long essay type question carrying 10 marks and second question shall contain three Short essay type questions carrying five marks each, third question containing five short answer questions of two marks each. As shown in Table-IX.

Table - VIII

	Type of Questions	No. of Questions	Marks of Questions	Total Marks
Physiology	Long Essay Type	01	10	10
	Short Essay Type	03	05	15
	Short Answer Type	05	02	10
	GRAND TOTAL			35

	Type of Questions	No. of Questions	Marks of Questions	Total Marks
Biochemistry Nutrition and Dietics	Long Essay Type	01	10	10
	Short Essay Type	03	05	15
	Short Answer Type	05	02	10
	GRAND TOTAL			35

TABLE - IX

	Type of Questions	No. of Questions	Marks of Questions	Total Marks
Pathology	Long Essay Type	01	10	10
	Short Essay Type	03	05	15
	Short Answer Type	05	02	10
	GRAND TOTAL			35

	Type of Questions	No. of Questions	Marks of Questions	Total Marks
Microbiology	Long Essay Type	01	10	10
	Short Essay Type	03	05	15
	Short Answer Type	05	02	10
	GRAND TOTAL			35

XI. Distribution of Marks in University Examination and Internal Assessment for various subjects from First year to Fifth year is shown in Table X:

TABLE-X
Distribution of Marks in University Examination and Internal Assessment
for various subjects from First year to Fifth year :

Subjects	THEORY				PRACTICALS / CLINICALS			Grand Total
	Univer sity Paper	Viva voce	Internal Assess ment	Total	Univer sity exami nation	Internal Assess ment	Total	
I BDS 1. General Anatomy including Embryology and Histology	70	20	10	100	90	10	100	200
2 . Section- A General Human Physiology And Section- B Biochemistry Nutrition and Dietics	35	10	05	50	45	05	50	
3. Dental Anatomy, Embryology and Oral Histology.	70	20	10	100	90	10	100	200

II BDS Section - A 1. General Pathology Section - B & Microbiology	35	10	05	50	45	05	50	200
	35	10	05	50	45	05	50	
2. General and Dental Pharmacology and Therapeutics	70	20	10	100	90	10	100	200
3. Dental Materials	70	20	10	100	90	10	100	200
4. *Pre-clinical Conservative Dentistry	--	20		20	60	20	80	100
5. *Pre-clinical Prosthodontics * No theory paper, Practical/Viva voce only.	--	20		20	60	20	80	100
III BDS 1. General Medicine	70	20	10	100	90	10	100	200
2. General Surgery	70	20	10	100	90	10	100	200
3. Oral Pathology and Oral Microbiology	70	20	10	100	90	10	100	200
IV BDS 1. Oral Medicine and Radiology	70	20	10	100	90	10	100	200
2. Paediatric & preventive dentistry	70	20	10	100	90	10	100	200
3. Orthodontics & Dento-facial orthopaedics	70	20	10	100	90	10	100	200
4. Periodontology	70	20	10	100	90	10	100	200
5. Prosthodontics and Crown and Bridge	70	20	10	100	90	10	100	200
6. Conservative Dentistry and Endodontics	70	20	10	100	90	10	100	200
7. Oral and maxillofacial Surgery.	70	20	10	100	90	10	100	200
8. Public Health Dentistry	70	20	10	100	90	10	100	200

The written text of dissertation shall be not less than 50 pages and shall not exceed 150 pages excluding references, tables, questionnaires and other annexure. It should be typed in double line spacing on one side of paper (A4 size, 8.27" x 11.69") and properly. Spiral binding should be avoided. The dissertation shall be certified by the guide, head of the department and head of the Institution.

Four copies of dissertation thus prepared shall be submitted to the Registrar (Evaluation), six months before final examination on or before the dates notified by the University

The dissertation shall be valued by examiners appointed by the University. Approval dissertation work is an essential precondition for a candidate to appear in the University examination.

Guide: The academic qualification and teaching experience required for recognition by this University as a guide for dissertation work is as laid down by Dental Council of India / Rajiv Gandhi University of Health Sciences.

Co-guide: A co-guide may be included provided the work requires substantial cont from a sister department or from another institution recognised for teaching/training by Rajiv Gandhi University of Health Sciences/Dental Council of India. The co-guide shall be a recognized postgraduate teacher of Rajiv Gandhi University of Health Sciences.

Change of guide: In the event of a registered guide leaving the college for any rea in the event of death of guide, guide may be changed with prior permission from the university.

11. Scheme of Examination

Eligibility : The following requirements shall be fulfilled by every candidate to eligible to appear for the final examination.

- i) **Attendance:** Every candidate shall have fulfilled the attendance prescribed by the University during each academic year of the postgraduate course.
- ii) **Progress and conduct:** Every candidate shall have participated in seminars, review meetings, symposia, conferences, case presentations, clinics and didactic during each year as designed by the concerned department
- iii) **Work diary and Logbook:** Every candidate shall maintain a work diary and logbook for recording his/her participation in the training programmes conducted by the department. The work diary and logbook shall be verified and certified by the Head of the Department and Head of the institution. (Please see Section IV for Model Checklist and Logbook)

The certification of satisfactory progress by the head of the department and head of the institution shall be based on (i), (ii) and (iii) mentioned above.

Schedule of Examination: The examination for M.D.S. courses shall be held at the end of three academic years (six academic terms). The university shall conduct two examinations in a year at an interval of four to six months between the two examinations. Not more than two examinations shall be conducted in an academic year.

12. University Examination

M.D.S. Degree examinations in any branch of study shall consist of dissertation, written paper (Theory), Practical/Clinical and Viva voce.

(a) Dissertation: Acceptance of dissertation shall be a precondition for the candidate to appear for the final examination.

(b)Written Examination (Theory): Written examination shall consist of four question papers each of three hours duration. Total marks for each paper will be 75. Paper I, II and III shall consist of two long questions carrying 20 marks each and 5 short essay questions carrying 7 marks each. The fourth paper will be to write an essay. Questions on recent advances may be asked in any or all the papers. Distribution of topics in each paper is shown in Section III along with course description of the concerned speciality, and as clause 14 in this section. ADS

(c)Practical / Clinical Examination:

In case of practical examination, it should be aimed at assessing competence and skills of techniques and procedures. It should also aim at testing student's ability to make relevant and valid observations, interpretation and inference of laboratory or experimental or clinical work relating to his/her subject for undertaking independent work as a specialist.

The actual format of clinical examination in various specialities are given in Section III. The total marks for practical / clinical examination shall be 200.

(d)Viva Voce: Viva-Voce examination shall aim at assessing depth of knowledge, logical reasoning, confidence and oral communication skills. The total marks shall be 100 and the distribution of marks shall be as under:

- (i) For examination of all components of syllabus 80 Marks
- (ii) For (Pedagogy) demonstration of teaching skills 20 Marks

Examiners

There shall be at least four examiners in each branch of study. Out of four, two shall be external examiners and two shall be internal examiners. The qualification and teaching experience for appointment as an examiner shall be as laid down by RGUHS and Dental Council of India from time to time

13. Criteria for Declaring as Pass

To pass in the University examination, a candidate shall secure in both theory examination and the practical/clinical including viva voce independently an aggregate of 50% of total marks allotted (150 marks out of 300 allotted for theory and 150 out of 200 for clinical + 100 for viva voce together). A candidate securing less mark as described above shall be declared to have failed in the examination.

A candidate who is declared successful in the MDS Examination shall be granted a Degree of Master of Dental Surgery in the respective specialty. ADS

14. Distribution of Topics in theory papers in various branches of study specialities:

SYLLABUS DISTRIBUTION AMONG 4 PAPERS IN VARIOUS SPECIALITIES:

Prosthodontics and Crown & Bridge

Paper-I -	Applied Anatomy, physiology, pathology and Dental Materials
Paper-II -	Removable Prosthodontics and Oral Implantology
Paper-III -	Fixed Prosthodontics
Paper-IV -	Essay

Periodontology

Paper-I - pharmacology	Applied Anatomy, Physiology, Biochemistry, Pathology and
Paper-II -	Etiopathogenesis
Paper-III -	Clinical Periodontology and Oral Implantology
Paper-IV -	Essay

Oral & Maxillofacial Surgery

Paper-I -	Applied Anatomy, Physiology and Pathology
Paper-II -	Minor oral Surgery and Trauma
Paper-III -	Maxillofacial Surgery and Oral Implantology
Paper-IV -	Essay

Conservative and Endodontics

Paper-I -	Applied Anatomy, Physiology, Pathology and dental materials
Paper-II -	Conservative dentistry & Aesthetic Dentistry
Paper-III -	Endodontics
Paper IV -	Essay

Orthodontics & Dentofacial Orthopaedics

Paper-I -	Applied anatomy, physiology, pathology, genetics physical anthropology & dental material
Paper-II -	Diagnosis and treatment planning.
Paper-III -	Clinical Orthodontics and Mechanotherapy
Paper-IV -	Essay

Oral Pathology & Microbiology and Forensic Odontology

Paper- I -	Applied Anatomy, Physiology, Pathology and Research Methodology
Paper-II -	Oral pathology, Microbiology and Oncology
Paper-III -	Laboratory Techniques and Diagnosis
Paper-IV -	Essay

Public Health Dentistry

Paper-I -	Applied anatomy, physiology, pathology & research methodology
Paper-II -	Public Health
Paper III -	Dental Public Health
Paper-IV -	Essay

Pediatrics & Preventive Dentistry

Paper-I -	Applied Anatomy, Physiology, Pathology, Microbiology, Nutrition and Dietics
Paper-II -	Clinical pediatric dentistry
Paper-III -	Preventive and community dentistry as applied to pediatric dentistry

Paper-IV - Essay

Oral Medicine and Radiology

Paper-I- Applied anatomy, physiology, pathology and pharmacology.
Paper II - Diagnosis, diagnostic methods and implantology and Applied Oral
Pathology
Paper-III- Oral medicine, there-entice and laboratory investigations
Paper-IV- Essay

EXAM REFORMS IN CONDUCT OF EXAMINATIONS DURING THE COVID-19 PERIOD

COORG INSTITUTE OF DENTAL SCIENCES

DEPARTMENT OF ORAL MEDICINE AND RADIOLOGY

Rationale for the change:

Every clinical case presentation is different with the student requiring to examine a simple case from a student who gets to examine and record a complex maxillofacial disorder and thus it is difficult to evaluate every student in a uniform manner. To overcome this disparity OSCE is introduced into the evaluation system where in same case scenarios for the batch of students in a particular clinical posting.

Learning Objective OSCE


1. To learn about the importance of recording clinical history
2. To identify and describe clinical manifestations
3. To learn to arrive at a working/provisional diagnosis
4. To learn to state differential diagnosis
5. To learn to formulate a treatment plan
6. To learn prescription writing

Learning Outcome

1. The student will be able to record the relevant clinical history in real case scenarios
2. The student will record the clinical findings in a systematic way
3. The student will independently arrive at a provisional diagnosis
4. The student will be able to differentiate between similar appearing pathologies
5. The student will be able to formulate treatment plan independently
6. The student will be able to prescribe medications

Outcome measures


1. OSCE: passing criteria is 50% (10/20 marks)
2. OSPE: passing criteria is 50% (5/10marks)


Prof. & HOD
Department of Oral Medicine & Radiology
Coorg Institute of Dental Sciences
Virajpet 571 218


PRINCIPAL
Coorg Institute of Dental Sciences
VIRAJPET, PIN - 571 218

COORG INSTITUTE OF DENTAL SCIENCES
DEPARTMENT OF ORAL MEDICINE AND RADIOLOGY

We, at our department have introduced reforms in internal evaluation/examination amidst the prevailing pandemic in the form of Objective Structured Practical Examination and Objective Structured Clinical Examination for assessing the clinical and diagnostic skill of the final year undergraduate student from the academic year 2020. The students are informed regarding the same. OSPE and OSCE are conducted on the last 2 days of the end of clinical posting. OSCE involves case scenarios wherein questions pertaining to identification of clinical findings, importance of clinical history, provisional diagnosis, differential diagnosis and treatment plan including prescription writing is given. The questions displayed at different work stations and the batch of students are given a stipulated time to answer them. OSPE is also conducted on similar lines but involves display of various clinical equipment used for chair side investigation and diagnosis and radiographic accessories to which student answer the questions. The answer sheets are valued and the questions are discussed with the students to enable them understand their area of weakness. The undergraduate students in third and final year are also assessed for their clinical competency. The evaluation is done at the commencement of the clinical posting and mid posting and at the end of the clinical second posting. At the beginning and the mid posting if any student is found to be performing below average, they are informed regarding the same and an opportunity is given to them for improvement. Passing criteria at the end of the posting is 50-54%.


Prof. & HOD
Department of Oral Medicine & Radiology
Coorg Institute of Dental Sciences
Virajpet 571 218


PRINCIPAL
Coorg Institute of Dental Sciences
VIRAJPET, PIN - 571 218

COORG INSTITUTE OF DENTAL SCIENCES
DEPARTMENT OF ORAL AND MAXILLOFACIAL SURGERY
RGUHS FINAL YEAR UNDERGRADUATE PRACTICAL EXAM

NOTICE

This is to inform the final year undergraduate students that RGUHS Practical exam for IV BDS will be conducted on November 2020. The following protocol are to be followed by all the students appearing for the exam.


1. All students should follow social distancing protocols at all times during the exam.
2. All students should wear an N95 mask at all times during the exam.
3. All students should sit in the places allotted to them in order to maintain distance.
4. All students should wear a face shield during the course of the exam.

The exam will be conducted in the following manner:

- I. Demonstrate the Suturing in suturing pillows.
- II. Cases scenario discussions will be conducted.
- III. Identify the spotters.
- IV. Grand Viva

(*Case scenario discussions will be conducted for the students in smaller batches in order to follow social distancing protocol)

All students kindly acknowledge this notice.



HEAD OF THE DEPARTMENT


PRINCIPAL
Coorg Institute of Dental Sciences
VIRAJPET, PIN - 571 218

COORG INSTITUTE OF DENTAL SCIENCES
DEPARTMENT OF ORAL AND MAXILLOFACIAL SURGERY

RGUHS FINAL YEAR POST GRADUATE PRACTICAL EXAM

NOTICE


This is to inform the final year undergraduate students that RGUHS Practical exam for final year post graduates will be conducted on August 2020. The following protocol are to be followed by all the students appearing for the exam.

1. All students should follow social distancing protocols at all times during the exam.
2. All students should wear an N95 mask at all times during the exam.
3. All students should sit in the places allotted to them in order to maintain distance.
4. All students should wear a face shield during the course of the exam.

The exam will be conducted in the following manner:

- I. Surgical extraction of impacted mandibular third molars under strict covid protocols with chair side viva-voice.
- II. Cases history and treatment plan discussions for major cases.
- III. Grand Viva

All students kindly acknowledge this notice.



HEAD OF THE DEPARTMENT


PRINCIPAL
Coorg Institute of Dental Sciences
VIRAJPET, PIN - 571 218

COORG INSTITUTE OF DENTAL SCIENCES
DEPARTMENT OF PUBLIC HEALTH DENTISTRY

IV BDS PRACTICAL EXAM - NOTICE

This is to inform the final year undergraduate students that RGUHS Practical exam for IV BDS will be conducted on November 2020. The following protocol to be followed by all the students appearing for the exam.

1. All students should follow social distancing protocols at all times during the exam.
2. All students should wear an N95 mask at all time

The exam will be conducted in the following manner:

- I. Case Scenarios will be given with appropriate photos and dental findings and the students must diagnose the case and provide an appropriate treatment plan.
- II. Pit and Fissure sealant application on mounted tooth
- III. Grand Viva



Head of the Department


PRINCIPAL
Coorg Institute of Dental Sciences
VIRAJPET, PIN - 571 218

COORG INSTITUTE OF DENTAL SCIENCES
DEPARTMENT OF PUBLIC HEALTH DENTISTRY
POSTGRADUATE PRACTICAL EXAM

NOTICE 2020

The following protocols are to be followed by all the III MDS students appearing for the that RGUHS Practical exam in the month of August 2020.

1. All students should follow social distancing protocols at all times during the exam.
2. All students should wear an N95 mask at all times

The exam will be conducted in the following manner:

- I. Case Scenarios will be given with appropriate photos and dental findings and the students must diagnose the case and provide an appropriate treatment plan.
- II. Chair Side Viva
- III. Critical Evaluation of research articles
- IV. Health Planning and Evaluation
- V. Pit and Fissure sealant application on mounted tooth
- VI. Grand Viva



Head of the Department


PRINCIPAL
Coorg Institute of Dental Sciences
VIRAJPET, PIN - 571 218

COORG INSTITUTE OF DENTAL SCIENCES

DEPARTMENT OF PERIODONTICS

RGUHS FINAL YEAR POSTGRADUATE PRACTICAL EXAM NOTICE

This is to inform the final year postgraduate students that RGUHS Practical exam for III MDS will be conducted on 26 – 27 July 2021. The following protocol are to be followed by all students appearing for the exam.

1. All students should follow social distancing protocols at all times during the exam.
2. All students should wear an N95 mask at all times during the exam.
3. All students should sit in the places allotted to them in order to maintain distance.
4. All students should wear a face shield during the course of the exam.

The exam will be conducted in the following manner.

- i. Presentation of one long case
- ii. Presentation of two short cases.
- iii. Pedagogy
- iv. Grand Viva

All students to take note of it.



HOD

Dept of Periodontics



PRINCIPAL
Coorg Institute of Dental Sciences
VIRAJPET, PIN - 571 218

COORG INSTITUTE OF DENTAL SCIENCES
DEPARTMENT OF PERIODONTICS

RGUHS FINAL YEAR UNDERGRADUATE PRACTICAL EXAM

NOTICE

This is to inform the final year undergraduate students that RGUHS Practical exam for IV BDS will be conducted on 13th and 14th December 2021. The following protocols are to be followed by all the students appearing for the exam.

1. All students should follow social distancing protocols at all times during the exam.
2. All students should wear an N95 mask at all times during the exam.
3. All students should sit in the places allotted to them in order to maintain distance.
4. All students should wear a face shield during the course of the exam.

The exam will be conducted in the following manner:

- I. Demonstrate the scaling procedure on Patients.
- II. Identify the spotters.
- III. Grand Viva

(*Case diagnosis and treatment planning will be conducted for the students in smaller batches in order to follow social distancing protocol)

All students kindly acknowledge this notice.



HOD

Dept of Periodontics



PRINCIPAL
Coorg Institute of Dental Sciences
VIRAJPET, PIN - 571 218

COORG INSTITUTE OF DENTAL SCIENCES

DEPARTMENT OF PERIODONTICS

RGUHS FINAL YEAR UNDERGRADUATE PRACTICAL EXAM

NOTICE

This is to inform the final year undergraduate students that RGUHS Practical exam for IV BDS will be conducted on 20-21 November 2020. The following protocol are to be followed by all the students appearing for the exam.

1. All students should follow social distancing protocols at all times during the exam.
2. All students should wear an N95 mask at all times during the exam.
3. All students should sit in the places allotted to them in order to maintain distance.
4. All students should wear a face shield during the course of the exam.

The exam will be conducted in the following manner:

- i. Demonstrate the scaling procedure on a model cast.
- ii. 5 cases will be projected along with a detailed case history and appropriate photographs and radiograph images and the students must diagnose the case and provide an appropriate treatment plan.
- iii. Identify the spotters.
- iv. Grand Viva

(*Case diagnosis and treatment planning will be conducted for the students in smaller batches in order to follow social distancing protocol)

All students kindly acknowledge this notice by signing below

HOD



Dept of Periodontics



PRINCIPAL
Coorg Institute of Dental Sciences
VIRAJPET, PIN - 571 218

DEPT. OF PROSTHODONTICS
EXAM REFORMS FOR COVID MODIFICATION MADE FOR 2020-21
RGUHS IV BDS PRACTICAL EXAMINATION

NOTICE

This is to inform IV BDS students that for the RGUHS Practical exam the following protocol has to be followed by all the students appearing for the exam.

5. All students should follow social distancing protocols at all times during the exam.
6. All students should wear an N95 mask at all times during the exam.
7. All students should sit in the places allotted to them in order to maintain distance.
8. All students should wear PPE during the course of the exam.

The exam will be conducted in the following manner:

- IV. Mutual alginate impressions.
- V. CD case history discussion.
- VI. Identify the spotters.
- VII. Tooth preparation on typodont to receive porcelain jacket crown.
- VIII. Viva voce


PRINCIPAL
Coorg Institute of Dental Sciences
VIRAJPET, PIN - 571 218

COORG INSTITUTE OF DENTAL SCIENCES
DEPARTMENT OF CONSERVATIVE DENTISTRY & ENDODONTICS
RGUHS FINAL YEAR UNDERGRADUATE PRACTICAL EXAM

NOTICE

This is to inform the final year undergraduate students that RGUHS Practical exam for IV BDS will be conducted on November 2020. The following protocol are to be followed by all the students appearing for the exam.

1. All students should follow social distancing protocols at all times during the exam.
2. All students should wear an N95 mask at all times
3. All students should wear a face shield during the course of the exam.

The exam will be conducted in the following manner:

- I. Cases will be projected with appropriate photos and radiographs and
 - a. the students must diagnose the case and provide an appropriate treatment plan.
- II. Class II cavity preparation on Typhodont tooth model, matricing and base application followed by Silver Amalgam restoration
- III. Grand Viva



Head of the Department

Department of Conservative Dentistry and Endodontics



PRINCIPAL
Coorg Institute of Dental Sciences
VIRAJPET, PIN - 571 218

COORG INSTITUTE OF DENTAL SCIENCES
DEPARTMENT OF CONSERVATIVE DENTISTRY & ENDODONTICS

RGUHS FINAL YEAR UNDERGRADUATE PRACTICAL EXAM

NOTICE

This is to inform the final year undergraduate students that RGUHS Practical exam for IV BDS will be conducted on November 2020. The following protocol are to be followed by all the students appearing for the exam.

1. All students should follow social distancing protocols at all times during the exam.
2. All students should wear an N95 mask at all times
3. All students should wear a face shield during the course of the exam.

The exam will be conducted in the following manner:

- I. Cases will be projected with appropriate photos and radiographs and
 - a. the students must diagnose the case and provide an appropriate treatment plan.
- II. Class II cavity preparation on Typhodont tooth model, matricing and base application followed by Silver Amalgam restoration
- III. Grand Viva



Head of the Department

Department of Conservative Dentistry and Endodontics



PRINCIPAL
Coorg Institute of Dental Sciences
VIRAJPET, PIN - 571 218

DEPARTMENT OF PEDIATRIC & PREVENTIVE DENTISTRY

COORG INSTITUTE OF DENTAL SCIENCES, VIRAJPET

Date: 09-11-2020

Final BDS Practical Exams for the year 2020 will be conducted without patients under the prevailing circumstances. An alternative method will be adapted for skill evaluation of the students. That is:

1. Virtual clinic – Case recording : -60 Marks
Discussion/Treatment plan
2. Objective Structured Clinical Examination (OSCE) - 20 Marks
3. Objective Structured Practical Examination (OSPE) - 10 Marks
Wire bending exercises (any one type of retentive clasp) / *cavity preparation*
4. Viva Voce -20 Marks

Shanthala
Head of the Department

DEPARTMENT OF PEDIATRIC & PREVENTIVE DENTISTRY
COORG INSTITUTE OF DENTAL SCIENCES, VIRAJPET

Date: 5/06/2021

Final MDS Practical examinations for the year 2021 will be conducted with the following modifications to assess the skill, clinical judgement and decision in management of Pediatric dental patients due to the prevailing situation of the COVID 19 pandemic --

*CLINICAL EXAMINATION	MARKS ALLOTMENT
Case history recording, diagnosis & treatment plan on a child patient	30 marks
Exercises on Typhodonts in Pre-clinical Lab –	
1. Pulpectomy - Rubber Dam application - Working Length Determination - Obturation	50 marks (10+20+20)
2. S S Crown Preparation - Tooth Preparation - Crown selection & Cementation	40 marks (20+20)
3. Space Maintainer Fabrication - Band Pinching - Loop Fabrication - Cementation	60 marks (20+30+10)
Case Discussion on previously treated case	20 marks
Total marks =	200 marks
*PRACTICAL VIVA	MARKS ALLOTMENT
Viva Voce	80 marks
Pedagogy	20 marks
Total Marks	100 Marks

Shanthala
Head of the Department

[Signature]
PRINCIPAL
Coorg Institute of Dental Sciences
VIRAJPET, PIN - 571 218